



GOS Attachment List Extension Pack

(Product Version 2.30)

Configuration and Installation Guide

Copyright

© Copyright crossapps corp.
All rights reserved.

No part of this publication may be reproduced or transmitted in any form or for any purpose without the express permission of crossapps corp. The information contained herein may be changed without prior notice.

Some software products marketed by crossapps corp. and its distributors contain proprietary software components of other software vendors:

- Microsoft, Windows, Outlook, and PowerPoint are registered trademarks of Microsoft Corporation.
- IBM, DB2, DB2 Universal Database, OS/2, Parallel Sysplex, MVS/ESA, AIX, S/390, AS/400, OS/390, OS/400, iSeries, pSeries, xSeries, zSeries, z/OS, AFP, Intelligent Miner, WebSphere, Netfinity, Tivoli, and Informix are trademarks or registered trademarks of IBM Corporation.
- Oracle is a registered trademark of Oracle Corporation.
- UNIX, X/Open, OSF/1, and Motif are registered trademarks of the Open Group.
- Citrix, ICA, Program Neighborhood, MetaFrame, WinFrame, VideoFrame, and MultiWin are trademarks or registered trademarks of Citrix Systems, Inc.
- HTML, XML, XHTML and W3C are trademarks or registered trademarks of W3C®, World Wide Web Consortium, Massachusetts Institute of Technology.
- Java is a registered trademark of Sun Microsystems, Inc.
- JavaScript is a registered trademark of Sun Microsystems, Inc., used under license for technology invented and implemented by Netscape.
- MaxDB is a trademark of MySQL AB, Sweden.
- SAP, R/3, mySAP, mySAP.com, xApps, xApp, SAP NetWeaver, and other SAP products and services mentioned herein as well as their respective logos are trademarks or registered trademarks of SAP AG in Germany and in several other countries all over the world.
- All other product and service names mentioned are the trademarks or registered trademarks of their respective companies.

These materials are subject to change without notice. These materials are provided by crossapps corp. for informational purposes only, without representation or warranty of any kind, and crossapps corp. shall not be liable for errors or omissions with respect to the materials. The only warranties for crossapps products and services are those that are set forth in the express warranty statements accompanying such products and services, if any. Nothing herein should be construed as constituting an additional warranty.

Table of contents

1.	PREAMBLE	4
	a. Document Objectives and Content.....	4
	b. Typographic convention	4
2.	SOLUTION OVERVIEW.....	5
	a. Product description.....	5
	b. Business Benefits.....	6
3.	SOLUTION IN DETAIL.....	7
	a. Basic package	7
	▪ Embedment of the new GOS Attachment menu in the SAP standard GOS menu	7
	▪ Use of the SAP standard attachment maintenance functions.....	7
	▪ Maintenance of additional document attributes	7
	▪ Flexible display of document attributes	8
	▪ Control over the extendable Attachment List Menu bar	8
	▪ Screen encapsulation in your own application	8
	b. Forms extension package	9
	▪ Processing of forms	9
	▪ Maintain KPRO documents	9
	c. Records Management extension package	9
	▪ Integration with SAP Records Management objects	9
4.	TECHNICAL SETTINGS	10
	a. Technical installation and activation in the GOS manager	10
	b. Solution API (application interface)	11
	c. Solution extensions	11
	d. Access control	12
5.	PRICING.....	12
6.	CONTACT POINT	12

1. **PREAMBLE**

a. *Document Objectives and Content*

This document should describe the business benefits as well as the technical and customizing features of the solution GOS Attachment List Extension Pack.

This document shall not replace the SAP official documentation.

b. *Typographic convention*



Important indication



Tips and tricks



Applicatory handling



Customizing

2. Solution overview

a. Product description

The solution **GOS Attachment List Extension Pack** is a **functional extension** of the SAP generic Object Services (**GOS**) available in various SAP applications offering services linked to Business Objects registered in the BOR repository.

One of the main GOS functions is the **attachment list** in which all stored or archived documents (so called *external*, *business* and *office documents*) as well as notes linked to the selected object are listed and can be managed by the authorized users.



The solution **GOS Attachment List Extension Pack** provided by crossapps offers additional functions to the SAP standard attachment list component:

- definition and management of additional, customer specific attributes (calculated or entered manually per document)
- call, print and archiving (using the SAP ArchiveLink Interface) of customer specific forms (based on the SAP SMARTFORM technology) with content transfer (variables)
- maintenance of KPRO documents (in-place) with content transfer (variables)
- Integration to SAP Records Management (maintenance of related records and cases)
- contextual control over the extendable Attachment List menu bar
- flexible display of attachment attributes (ALV technology).

Document description	Document title	Created on
Purchasing Process definition - Adjusted and released	CM_Prozess	25.03.2010
Vendor evaluation 2009	VendorForm2009	
Commercial Registry (2009)	Handelsregister-Auszug	
Addendum 1	Contract Document (File)	
Main contract	Contract Document (File)	
General Terms and Conditions, 2008	Contract Document (File)	

b. Business Benefits

According to the SAP standard, an archived document inherits the generic description of the SAP ArchiveLink document type to which it is assigned (as invoice, contract, maintenance scheme, correspondence, etc.). For this reason, the users can't distinguish in a document list between documents of the same type assigned to the same object.

For **transparence and simplification** purposes, it's mostly advantageous to **not** create a specific SAP ArchiveLink document type for each type of business documents but to enter the right document description manually.

The **manual or automatic maintenance** of further document attributes - as subtype, version, etc. - is sometimes required or needed from a business point of view.

Access control over documents is usually provided by SAP ArchiveLink object type. This level is not always detailed enough and the assignment of a criticality index can be required.

With the add-on GOS Attachment List Extension Pack, additional fields can easily be defined by business object and entered or calculated in the object maintenance. Data **Consistency checks** in form of list of possible entries can be performed in order to improve the data quality.

All GOS standard and additional functions are always called and used in the same way in order to keep the learning burden for end users low. The use of **contextual menus** helps them to call the right functions by activating or deactivating the menu entry points in the GOS manager.


In the same way, the development burden on application developers is minimal as the generic and additional object services can be activated or deactivated for all referenced objects in the SAP Business Object Repository.


3. Solution in detail

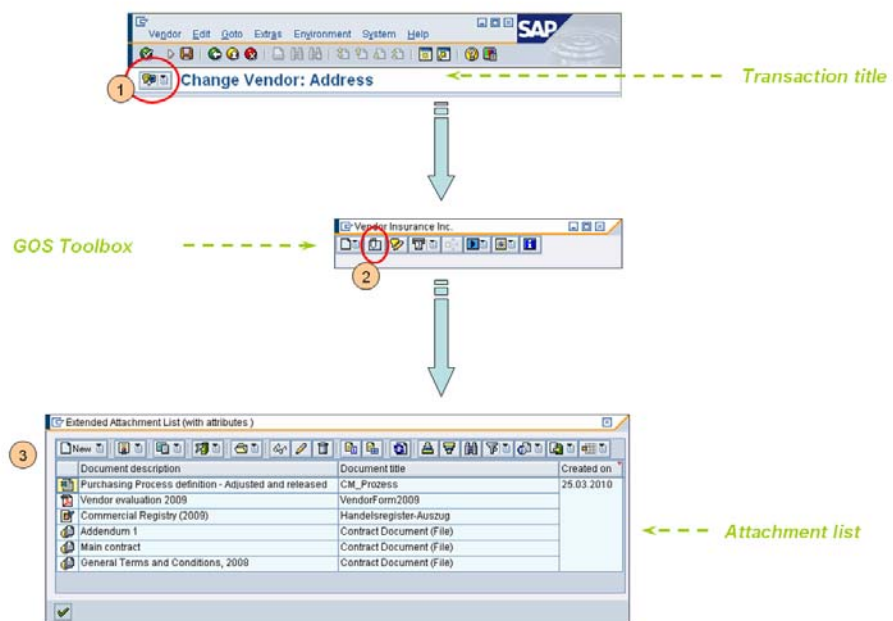
a. Basic package

- **Embedment of the new GOS Attachment menu in the SAP standard GOS menu**

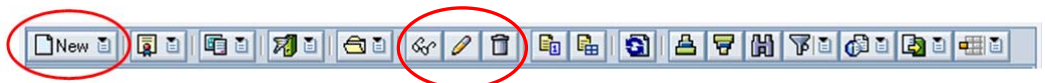


All active generic and solution specific object services are available in a function list (toolbox), which is called by clicking on the icon  beside the transaction title.

As for the SAP standard attachment list, the extended attachment list is displayed using the icon  in the GOS toolbox.



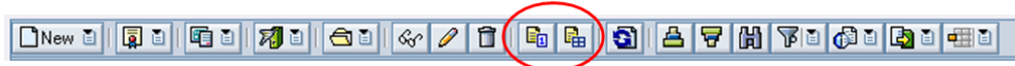
- **Use of the SAP standard attachment maintenance functions**



The SAP standard attachment creation functions are called by clicking on the icon  in the screen bar. Following menu options are displayed:



- create, display, change and delete an attachment
- create, display, change and delete a note
- create, display, change and delete an external documents (URL)
- store and delete a business document
- enter bar code

- **Maintenance of additional document attributes**



Additional attributes can be defined and maintained (calculated or manually entered). The definition is made at business object level (or combination business object with filter-keys): it means that for each business object, you may have a different set of attributes. A field 'Description' is activated for business and office documents with the solution.

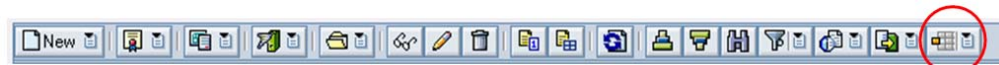
Two maintenance modes are offered:

- single record maintenance 
- table maintenance (all records at the same time) 



In the attachment creation process, an additional screen (pop-up) is automatically called for the maintenance of the defined attributes.

▪ ***Flexible display of document attributes***



With the layout settings technology, you can define your own display layouts of your document attributes.

▪ ***Control over the extendable Attachment List Menu bar***



All standard and solution specific GOS functions can be activated or deactivated by customizing. Furthermore, additional customer specific functions can be added at business object level (or combination business object with filter-keys) on request.

▪ ***Screen encapsulation in your own application***

The extended Attachment list screen can be embedded in your own applications or in SAP screen-exits either as a sub-screen or as a pop-up dialog.



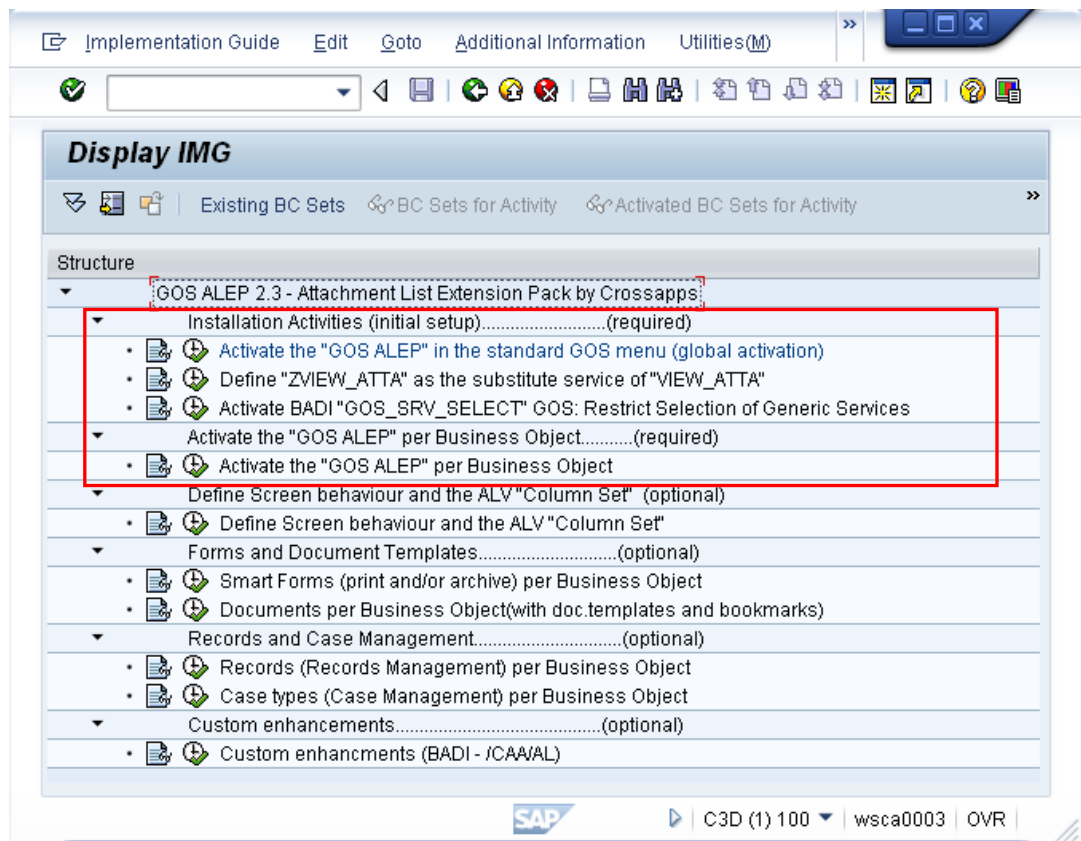
4. Technical settings

a. Technical installation and activation in the GOS manager

The solution is delivered in form of one or several SAP transport orders.


Installation procedure:

- (1) Copy the transport orders in the directories ...\\COFILES and ...\\DATA in the SAP server
- (2) Execute the orders using transaction STMS
- (3) Call the customizing menu using transaction /CAA/ALCUST_IMG (for technical purposes, the working language should be English!)



- (4) Execute the required (first 2 chapters) and the optional installation activities according to the package(s) acquired.



For each activity, a detailed description is displayed by clicking on icon  in front of each task.

b. Solution API (application interface)

APIs provide direct access to the application. They can be viewed using transaction SE37 and applied for customer enhancements.

- `/CAA/AL_EDIT_TEXT`
maintains attachment attributes (in a direct mode or via user dialog)
- `/CAA/AL_DISPLAY`
displays the attachment list in a dialog screen
- `/CAA/AL_DISPLAY_IN_SUBSCREEN`
displays the attachment list encapsulated in a subscreen for your own applications

c. Solution extensions

Business add-ins (customer extensions in the solution) allow you to change, extend or restrict the functional scope and the behavior of the solution. They can be maintained via transaction SE18.



You should create a new implementation according to the SAP naming convention. In the tab "Interface", you will find an example of the implementation class `/CAA/CL_EXM_IM_AL` which can be used as template for your own implementation.

Following methods are provided in the standard solution:

- `AUTHORITY_CHECK`
controls the access to GOS functions, documents or attributes
- `BUILD_FIELD_CATALOG`
controls the field maintenance and display characteristics in the ALV list (hide a column, open a column for data entry, etc.)
- `ENRICH_ALV_ENTRY`
completes the ALV field list with icons, texts, etc.
- `BUILD_GRID_TOOLBAR`
adds or removes function icons (standard or customer specific)
- `PROCESS_USER_FUNCTIONS`
executes additional (customer specific) functions
- `DEFINE_OBJECT_FILTER_KEYS`
selectively activates customizing with up to 5 additional filter-keys

The business object is the basic criteria for customizing this solution. Should you need more detailed criteria, you may selectively activate customizing with up to 5 additional filter-keys. E.g. the standard application allows you to activate attributes for the business object "Customers". With a filter key on the attribute "Country", you can activate a different attribute set or rules for "Customers from the USA" and "Customers from Canada".

d. Access control

The access control to the attached objects is generally realized through the business object itself. For extended access controls, a business add-in (BADI) is provided with the solution (see chapter 'Solution extensions').

5. Pricing

Trial package (not for productive system)	free of charge
Basic package	CHF 3'000
Forms extension package (in addition to basic package)	CHF 2'000
Records Management extension package (in addition to basic package)	CHF 2'000

The maintenance of this solution can be contracted separately. Please contact crossapps corp. for this purpose.

6. Contact point

crossapps corp.
Alpenstrasse 9
CH-6300 Zug

Phone	+41 32 618 00 00
Fax	+41 32 618 55 55
eMail	sales@x-apps.com
Web	www.x-apps.com